



# LITTLE FLOWER CHILDREN SCHOOL-BALLIA



Affiliated to CBSE New Delhi [10+2]



The time to cheer aloud,  
The time when you can play,  
On the beach with your loved ones,  
And do what your heart say,  
There is no one to see here,  
There is nothing as such to see,

Only the sunlight passing the home,  
And clear blue sky as can be,  
Summers are finally here,  
So have a good summer time,  
As it's the most amazing time  
Happy Summer Time.

## Session:2025-26

Class: L.K.G

Passport Size

Paste Photo

Students Name \_\_\_\_\_

Roll No: \_\_\_\_\_

Section: \_\_\_\_\_

### Holiday Homework

# **NOTICE**

Notice

NOTICE NO: LFCS/May/09/2025

Date: 18/05/2025

Dear Parents,

Summer vacation is a joyful and refreshing time for children. It provides them with an opportunity to relax, explore their interests, and learn beyond textbooks. It is also the perfect time to encourage creative thinking and skill development.

To make this vacation meaningful and engaging, we have prepared fun-filled and educational assignments. These have been designed to ensure that children enjoy themselves while learning. We encourage students to complete the tasks independently, with minimal assistance. Your cooperation will help us nurture responsible and curious learners. We would appreciate it if the children complete the assignments on their own. Help and guidance may be given wherever required. Let us work together towards the betterment of the students.

Exciting prizes will be awarded to the best five Holiday Assignments.  
Happy Holidays

## **Happy Holidays**

### **General Instructions to be followed:**

1. This is to notify that the school announces Summer Vacation 2025 from 20th May 2025 to 30th June 2025. Classes will resume on 1st July 2025 (Tuesday) as usual.
2. The Summer Vacation Home Assignment is available on our website: [www.lfcsballia.co.in](http://www.lfcsballia.co.in)
3. The school office will remain open from 8:00 am to 1:00 pm during the summer vacation.
4. The holiday homework is to be done neatly and in accordance with the questions asked. Submit it to the subject teacher on or before 5th July 2025. Late submissions will not be considered for prizes.
5. Mock Test Result Distribution will be held on 24th May 2025, from 9:00 am to 11:30 am.
6. Download the holiday homework pages and complete the tasks.
7. Handwriting should be neat and legible.
8. All holiday homework should be done in the designated holiday homework copy or on the given worksheets.
9. The holiday homework will be graded.
10. Work should be original and not copied from the internet.
11. Assignments should be submitted to the respective subject teachers. Surprise recapitulations will be conducted in July.
12. Encourage your ward to complete the holiday homework independently.

#### **Summer Tips to Follow:**

1. A healthy mind resides in a healthy body – go for walks, stay hydrated, eat healthy food, and avoid junk food.
2. Read newspapers, novels, blogs, and stories to build language and vocabulary skills.
3. Get involved in activities like cooking, singing, dancing, aerobics, cycling, trekking, swimming, art and craft, river rafting, and gardening. Share your experiences with friends and family.
4. Spend time with grandparents and parents. Talk to them and learn from their life experiences.

**Thanks & Regards**  
**LFCS BALLIA**



## EXPLORE NATURE

Let's explore nature by accompanying our grandparents/ parents to a morning/ evening walk and observe various animals, birds and plants.

- On the walk, collect dry leaves of varied shapes and be creative with them.
- Make a small nest with dry twigs, branches etc.
- Listen to the various sounds and chirping of birds and try to recognize them.



## FAMILY BONDING TIME

Spend quality time with your family and help them to:

- Lay the table.
- Assist in kitchen.
- Learn 2 new indoor games.
- Use 3 magical words - Thank You, Please, Sorry.



## VISIT TO A VILLAGE

Let's visit a village nearby and know about the roots of our countryside:

- Find out the crops that are grown.
- Sources of water used for cultivation.
- Make one related drawing on A4 sheet.





# activity TIME

- **MAGIC COASTER**

Let's make a coaster with hand printing and get it laminated (size: 4"x4")



- **BIRD FEEDER**

To inculcate the habit of helping the birds around us, let's make a bird feeder with a waste water bottle.



- **FINGER PUPPETS**

It's time to be creative, have fun and to tell a story with self designed finger puppets.

- **ROCK PAINTING**

Let's collect small pebbles/ stones and paint them to give a vibrant look.



- **ADOPT A PLANT**

As we are growing up, so it's time to take up a responsibility. Let's adopt and take care of a plant and take it's before and after picture.





- **MAKE BOOKMARKS**

Let's read atleast two story books and make two bookmarks for them.

Let's learn the words **boy** and **girl**.  
Color each letter in the words and color the pictures.

boy

girl





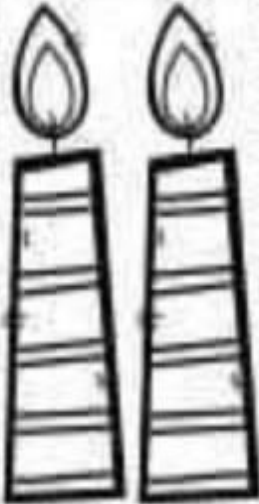



Name \_\_\_\_\_

# My Age

Cut and paste candles to show your age.



A Planning First Grade Journal © 2021 by Lisa Henson

			
---	---	--	---

# BODY PARTS

Identify and match the body parts

EAR

HAIR

EYE

NECK

MOUTH

NOSE

HAND

ARM

LEG

FOOT







# Helpful Health

Heather has listed some ways for you to be healthy. Draw a line to match each healthy word to its picture.

	bath	
	eat	
	brush	
	sleep	
	hug	



# FOOD AND MEALS

LOOK AT THE MEALS AND PUT THEM THE PICTURE IN THE CORRECT PLACE.

BREAKFAST

LUNCH

DINNER



Match the emotions.



ANGRY



HAPPY



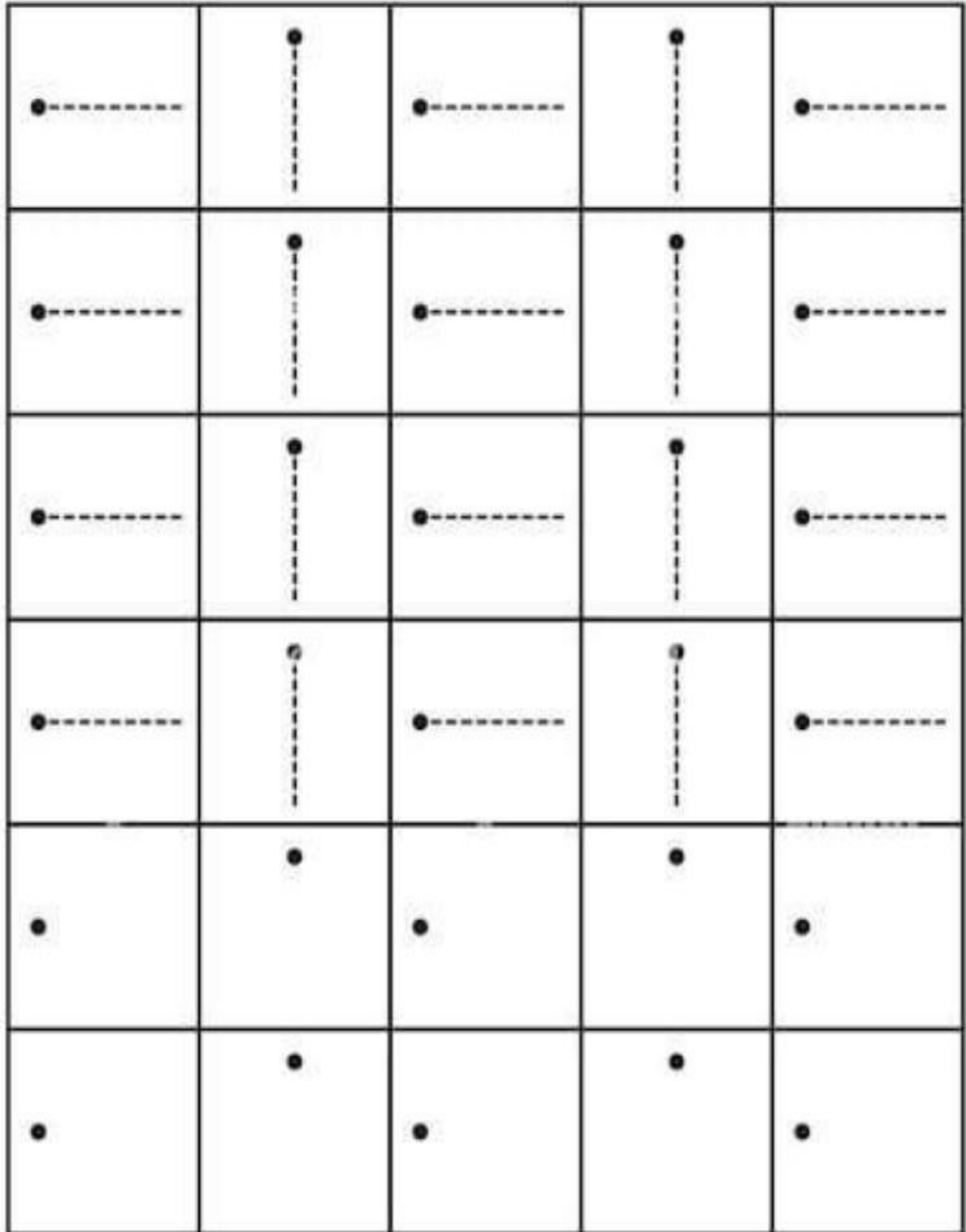
SAD




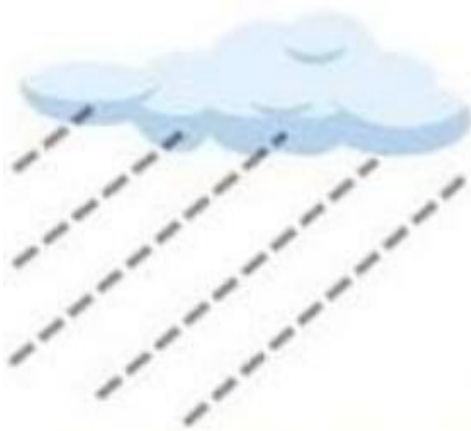
SCARED



# Tracing Pattern




# Trace Slanting Lines





Trace the dotted lines. Color the picture





Trace the letters



Aa

Aa

Aa

Aa

Aa

Aa

Aa

Aa

Aa

Aa

Aa

Aa

Aa

Aa

Aa

Aa

Aa

Aa





# Trace the letters



Bb

Bb

Bb

Bb

Bb

Bb

Bb

Bb

Bb

Bb

Bb

Bb

Bb

Bb

Bb

Bb

Bb

Bb

## The Letter a


Colour in the letters.



Trace over the letters.



Circle the pictures that begin with the letter sound a.



You can colour the pictures too.



## The Letter b

Colour in the letters.



Trace over the letters.



Circle the pictures that begin with the letter b sound.




You can colour the pictures too.



Car




cup



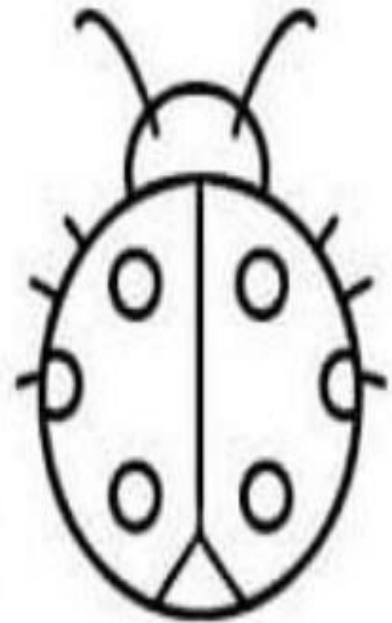
Color the pictures red and trace the words below!



Tomato



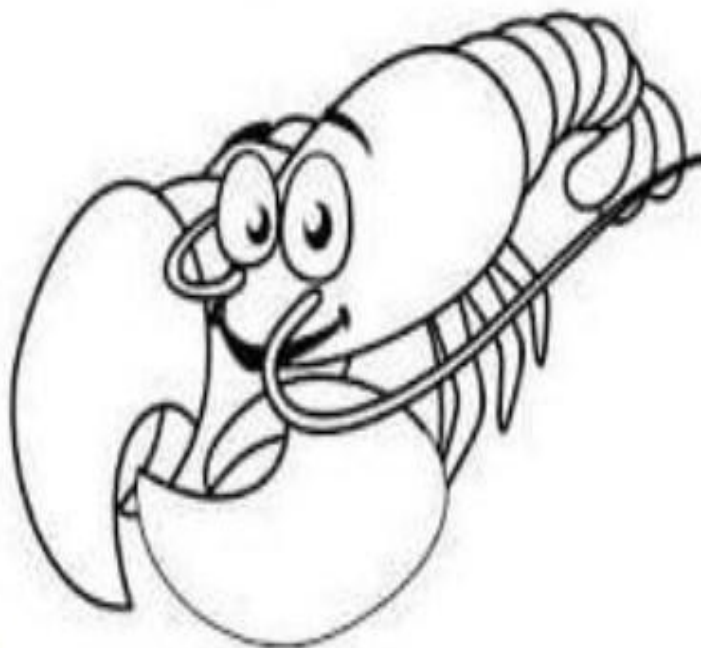
Strawberry



Ladybug




Cherry






# Yellow

Color



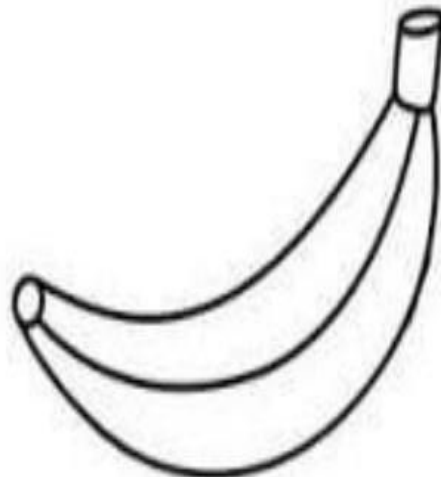
sun



ducke



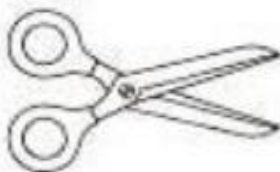




bee



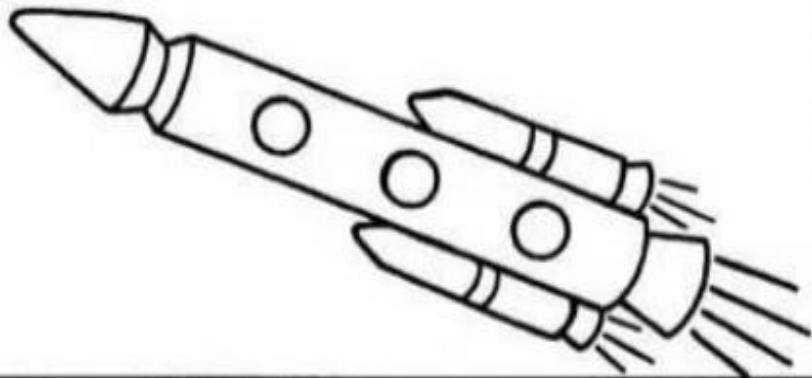
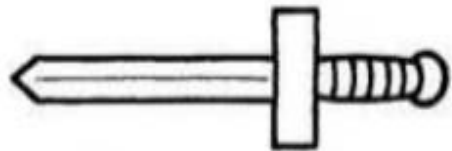

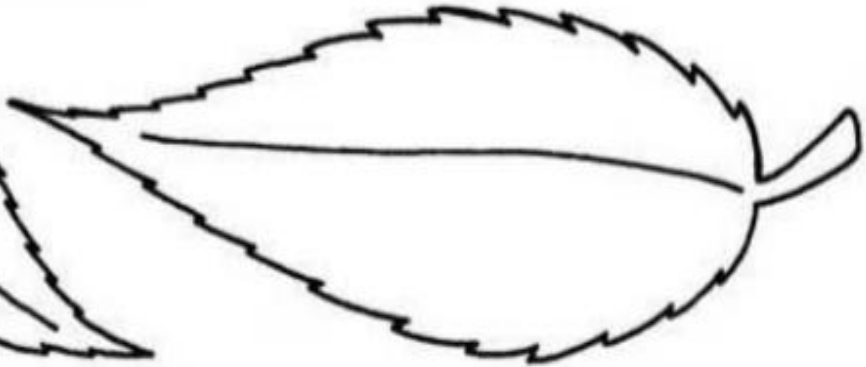

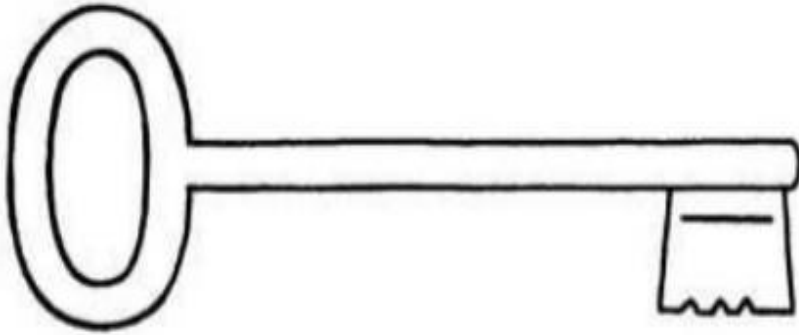
banana

# LONG OR SHORT

Circle the shortest and colour the longest.




colour the long picture

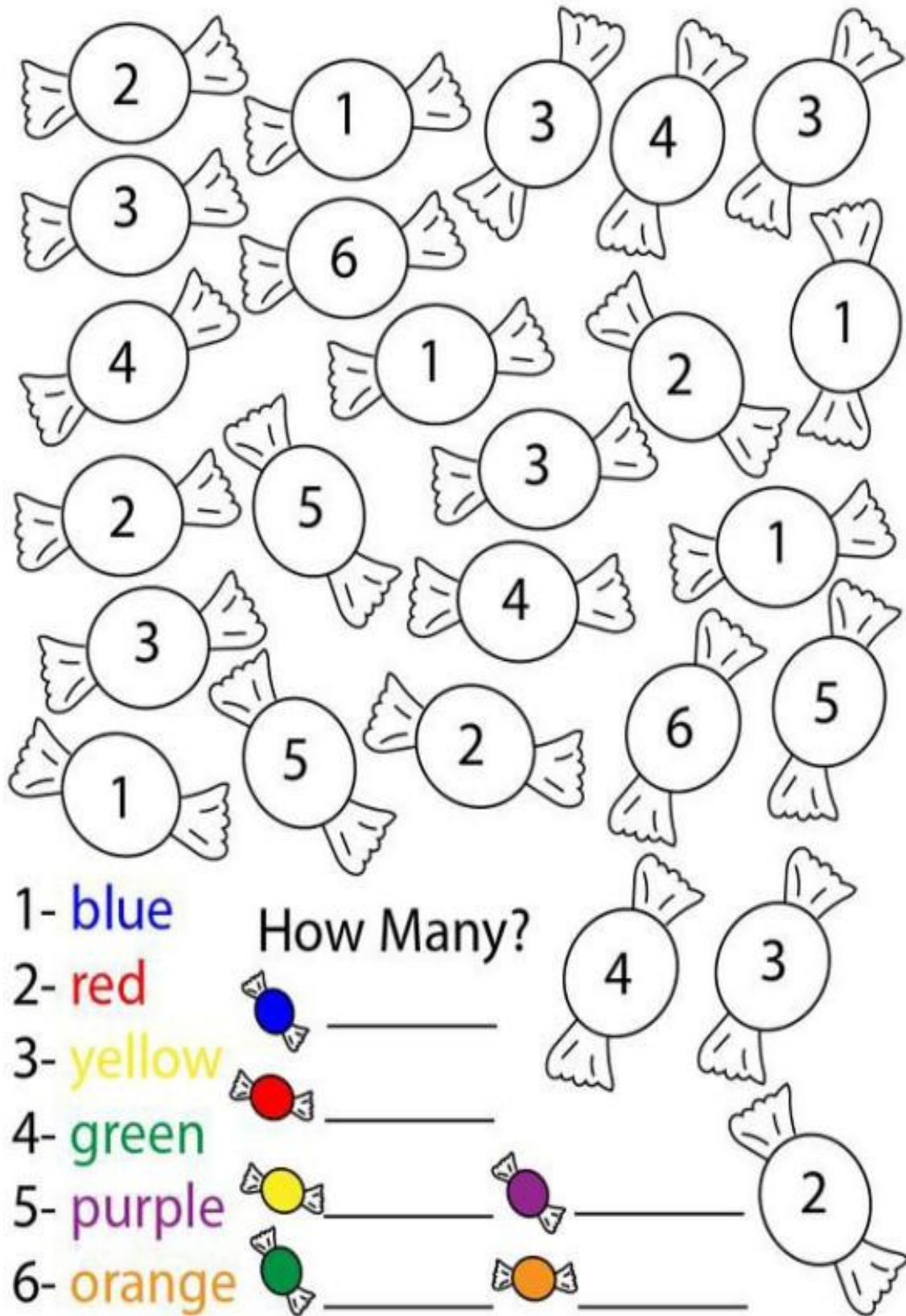





Join the dot and colour the picture.




# Color and count the candies.



















Count the objects and write the number in the circles given below.



Name: \_\_\_\_\_

Date: \_\_\_\_\_

# Missing Numbers 1-20

Write the missing number between 1 to 20!



1

4

9

6

13


20

16



Name: \_\_\_\_\_

Count the number of objects and colour the correct number below.



3

5


4



1

0


2



4

5

2



4

3

2



# व्यंजन



# हिंदी लेखन

चित्र देखकर खाली स्थान भरो ।



ब



स  क



व न



क ल



न



म  र



म ल



न

# बिंदु मिलान

व्यंजनों का मिलान करें और चित्र पूरा करके रंग भरे





शब्दों को सही क्रम में सजाकर लिखिए

उ

आ

ऋ

ऐ

ऊ

अः

अ

ई

औ

अं

इ

ए

ओ



## Rhymes and Story

**\*Homework Rhymes\*:** Learn the rhymes "Mary Had a Little Lamb", "Five Little Ducks" from the book with actions. Practice reciting it with proper expressions.

**Tips to Parents:** Encourage your child to say the rhymes aloud daily. Help them with hand actions and voice modulation.

**\*Homework Story\*:** Read and learn the story "The Lion and the Hare" from the book. Ask your parents to help you read and understand the story.

# My Daily Routine

Name: \_\_\_\_\_|Class: \_\_\_\_\_|Date: \_\_\_\_\_

Activity	Time Spent / Time of Day	Remarks (if any)
Wake-up Time		
Morning Routine		
Exercise / Yoga		
Breakfast		
Study Time - 1		
Short Break		
Study Time - 2		
Screen Time (TV/Mobile)		
Lunch		
Rest / Nap		
Reading / Hobby Time		
Evening Exercise / Play		
Dinner		
Family Time		
Bed Time		

One thing I enjoyed today: \_\_\_\_\_

One good habit I followed today: \_\_\_\_\_